

The Aims of Linguistic Theory

Petr Horáček, Eva Zámečnicková and Ivana Burgetová

Department of Information Systems
Faculty of Information Technology
Brno University of Technology
Božetěchova 2, 612 00 Brno, CZ



- **Natural Language Processing**

- **Natural Language Processing**
- **Structural Analysis**

- **Natural Language Processing**
- **Structural Analysis**
- **Transformational Rules**

- **Natural Language Processing**
- Structural Analysis
- Transformational Rules

Natural Language Processing

In contrast with programming language we have no

- *clear understanding* of expressions' structure,
- *explicit statement of the rules of syntax* – we have no direct access to them, they are concealed in our cognitive makeup

in natural languages.



Natural Language Processing

In contrast with programming language we have no

- *clear understanding* of expressions' structure,
- *explicit statement of the rules of syntax* – we have no direct access to them, they are concealed in our cognitive makeup

in natural languages.

Outline

- Introducing of some basic linguistic terminology.
- We show diagnostics and techniques used by linguists for the examination of the structure of natural language utterances.
- Some general goals of a theory of language.



MAIN GOAL

- Generalizations about the **STRUCTURE** and **MEANING** of sentence.



MAIN GOAL

- Generalizations about the **STRUCTURE** and **MEANING** of sentence.

These five perspectives contribute to this goal:

- **Syntax** – structure



MAIN GOAL

- Generalizations about the **STRUCTURE** and **MEANING** of sentence.

These five perspectives contribute to this goal:

- **Syntax** – structure
- Semantics – meaning

MAIN GOAL

- Generalizations about the **STRUCTURE** and **MEANING** of sentence.

These five perspectives contribute to this goal:

- **Syntax** – structure
- Semantics – meaning
- Pragmatics – meaning in spoken context



MAIN GOAL

- Generalizations about the **STRUCTURE** and **MEANING** of sentence.

These five perspectives contribute to this goal:

- **Syntax** – structure
- Semantics – meaning
- Pragmatics – meaning in spoken context
- Morphology – structure of the word



MAIN GOAL

- Generalizations about the **STRUCTURE** and **MEANING** of sentence.

These five perspectives contribute to this goal:

- **Syntax** – structure
- Semantics – meaning
- Pragmatics – meaning in spoken context
- Morphology – structure of the word
- Phonology – structure of sounds



MAIN GOAL

- Generalizations about the **STRUCTURE** and **MEANING** of sentence.

These five perspectives contribute to this goal:

- **Syntax** – structure
- Semantics – meaning
- Pragmatics – meaning in spoken context
- Morphology – structure of the word
- Phonology – structure of sounds

- Others – structure of discourse, study of brain mechanisms

Patterns

Certain structural regularities.

Example

- 1 *John* left the party earlier.
- 2 *The man with the coat* left the party earlier.
- 3 *Every guest* left the party earlier.
- 4 *He* left the party earlier.

Patterns

Certain structural regularities.

Example

- 1 *John* left the party earlier.
- 2 *The man with the coat* left the party earlier.
- 3 *Every guest* left the party earlier.
- 4 *He* left the party earlier.

Highlighted words in each sentence appear in the same **structural context** and all perform the same *grammatical function* – **subject**.

Patterns

Certain structural regularities.

Example

- 1 *John* left the party earlier.
- 2 *The man with the coat* left the party earlier.
- 3 *Every guest* left the party earlier.
- 4 *He* left the party earlier.

Highlighted words in each sentence appear in the same **structural context** and all perform the same *grammatical function* – **subject**.

- Each highlighted word can be replaced by any of the others and it is still grammatically correct.
- This part is called **DISTRIBUTINAL ANALYSIS**.
- Important unit – *noun phrase*.



Example

Prepositional Phrase

- 1 *The man **with the coat** walked in.*
- 2 *The book **on the shelf** is mine.*
- 3 *John put the book **on the shelf**.*

Example

Prepositional Phrase

- 1 The man *with the coat* walked in.
- 2 The book *on the shelf* is mine.
- 3 John put the book *on the shelf*.

Example

Adjectival Phrase

- 1 The *young and happy* couple just got married.
- 2 My children are *young and happy*.

Example

Prepositional Phrase

- 1 The man *with the coat* walked in.
- 2 The book *on the shelf* is mine.
- 3 John put the book *on the shelf*.

Example

Adjectival Phrase

- 1 The *young and happy* couple just got married.
- 2 My children are *young and happy*.

Example

Verb Phrase

- 1 Bill *ate the cake* and Mary *ate the pie*.
- 2 Mary *likes to go swimming* and Bill *does too*.
- 3 John made Mary *pack her bags*.

- Natural Language Processing
- **Structural Analysis**
- Transformational Rules



- Some structural differences or similarities in sentences are not so obvious and they may be more elaborate.



- Some structural differences or similarities in sentences are not so obvious and they may be more elaborate.

Example

- 1 *I expected John to leave.*
- 2 *I persuaded John to leave.*

- Some structural differences or similarities in sentences are not so obvious and they may be more elaborate.

Example

- 1 *I expected John to leave.*
- 2 *I persuaded John to leave.*

Considering two sentences above we know:

- There is a relation between *John* and *to leave*.
(subject-predicate relation)

- Some structural differences or similarities in sentences are not so obvious and they may be more elaborate.

Example

- 1 *I expected John to leave.*
- 2 *I persuaded John to leave.*

Considering two sentences above we know:

- There is a relation between *John* and *to leave*. (subject-predicate relation)
- *John* performs the role of the **object** in 2, but not in 1.
 - In 1, what is being expected is the entire proposition (John's leaving).

How do we do structural analysis?

- syntactic (also *diagnostic*) tests

How do we do structural analysis?

- **syntactic** (also *diagnostic*) **tests**
- **selectional properties** of verbs:
 - in case of verb *persuade* the noun phrase must be animate (one can not persuade the book to do something)

How do we do structural analysis?

- **syntactic** (also *diagnostic*) **tests**
- **selectional properties** of verbs:
 - in case of verb *persuade* the noun phrase must be animate (one can not persuade the book to do something)
- **selectional restriction** = dependency between verb and its object \Rightarrow persuade x expect



How do we do structural analysis?

- **syntactic** (also *diagnostic*) **tests**
- **selectional properties** of verbs:
 - in case of verb *persuade* the noun phrase must be animate (one can not persuade the book to do something)
- **selectional restriction** = dependency between verb and its object \Rightarrow persuade x expect
- examining the meaning of sentences



How do we do structural analysis?

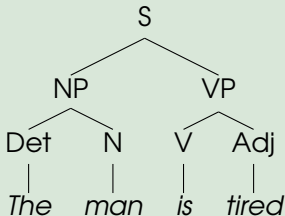
- **syntactic** (also *diagnostic*) **tests**
- **selectional properties** of verbs:
 - in case of verb *persuade* the noun phrase must be animate (one can not persuade the book to do something)
- **selectional restriction** = dependency between verb and its object \Rightarrow persuade x expect
- examining the meaning of sentences
- difference between object of the verb
 - *expect* – object is whole sentence
 - *persuade* – has two objects – noun phrase and embedded sentence



- Tree structures are the key to the analysis of natural language syntax.

- Tree structures are the key to the analysis of natural language syntax.

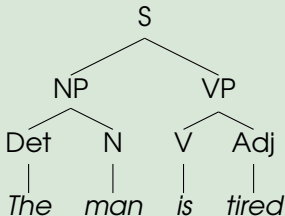
Example



- S – sentence
- NP – noun phrase
- Det – determiner
- Adj – adjective
- N – noun
- VP – verb phrase

- Tree structures are the key to the analysis of natural language syntax.

Example



- S – sentence
- NP – noun phrase
- Det – determiner
- Adj – adjective
- N – noun
- VP – verb phrase

- Linguistic notation (**phrase marker**):

$[S[NP[Det\ the][N\ man]][VP[V\ is][Adj\ tired]]]$

Phrase marker definition

If t is a tree and $\{t\}$ is the phrase marker for that tree, then:



Phrase marker definition

If t is a tree and $\{t\}$ is the phrase marker for that tree, then:

- 1 phrase marker for word is the word itself

Phrase marker definition

If t is a tree and $\{t\}$ is the phrase marker for that tree, then:

① phrase marker for word is the word itself

② the phrase marker for A is $[_A\{t\}]$
|
 t

Phrase marker definition

If t is a tree and $\{t\}$ is the phrase marker for that tree, then:

① phrase marker for word is the word itself

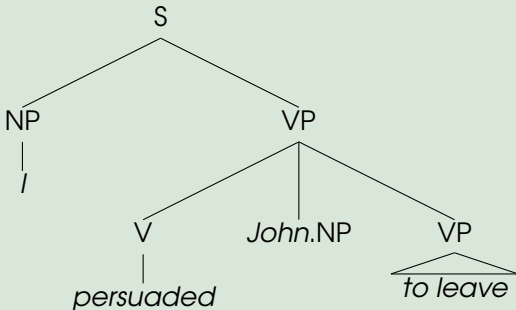
② the phrase marker for
$$\begin{array}{c} A \\ | \\ t \end{array}$$
 is $[_A\{t\}]$

③ the phrase marker for
$$\begin{array}{c} B \\ \wedge \\ t_1 \dots t_n \end{array}$$
 is $[_B\{t_1\} \dots \{t_n\}]$



- *persuade*

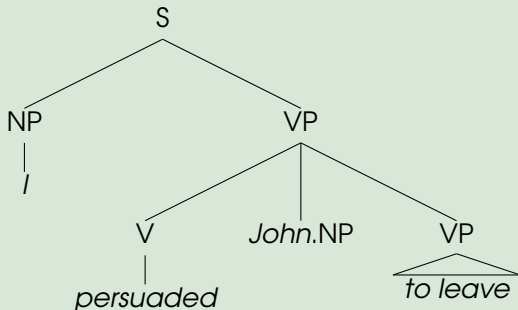
Example





- *persuade*

Example

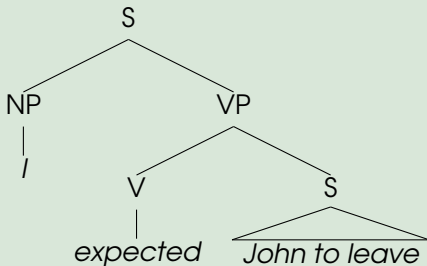


$[s[NP I][VP[V persuaded]]][NP John[VP to leave]]$



- *expect*

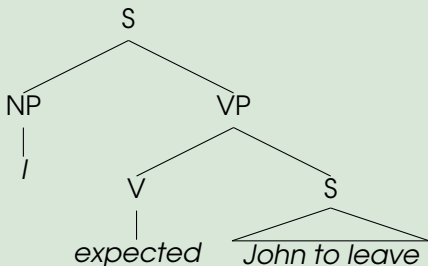
Example





- *expect*

Example



$[S[NP I][VP[V \textit{expected}]]][S[NP \textit{John}][VP \textit{to leave}]]]$

- Note: As you can notice *John to leave* is marked as sentence S. (Further information can be found in literature.)



- Natural Language Processing
- Structural Analysis
- **Transformational Rules**



Q: How to relate two sentences with the same meaning but different structure?

- **active** and **passive** forms in English



Q: How to relate two sentences with the same meaning but different structure?

- **active** and **passive** forms in English

A: Relatedness between sentences can be captured by deriving the two phrase markers (Chomsky):

- **S-structures** (surface structure)
- **D-structures** (deep structure)



According to the Chomsky transformational theory, grammar for natural language has the following **components**:

- 1 Set of phrase structure rules (all of them in form of context-free rules)
- 2 A lexicon (dictionary for the language)
- 3 The transformational rules
- 4 Rules of phonology



Lexicon contains this type of information:

- 1 Categorization
- 2 Subcategorization
- 3 Selectional Restriction
- 4 Argument structure
- 5 Lexical semantics
- 6 Phonetic representation



Lexicon contains this type of information:

- 1 Categorization
- 2 Subcategorization
- 3 Selectional Restriction
- 4 Argument structure
- 5 Lexical semantics
- 6 Phonetic representation

Example

Lexical entry for word *hit*

hit: V, <NP>, (AGENT, THEME, INSTR)

- (1) **represents grammatical type,**



Lexicon contains this type of information:

- 1 Categorization
- 2 Subcategorization
- 3 Selectional Restriction
- 4 Argument structure
- 5 Lexical semantics
- 6 Phonetic representation

Example

Lexical entry for word *hit*

hit: V, <NP>, (AGENT, THEME, INSTR)

- (1) represents grammatical type,
- (2) *hit is a transitive verb, taking an NP object,*



Lexicon contains this type of information:

- 1 Categorization
- 2 Subcategorization
- 3 Selectional Restriction
- 4 Argument structure
- 5 Lexical semantics
- 6 Phonetic representation

Example

Lexical entry for word *hit*

hit: V, <NP>, (AGENT, THEME, INSTR)

- (1) represents grammatical type,
- (2) *hit* is a transitive verb, taking an NP object,
- (4) **argument structure is a list of thematic roles**



- Transformational rules establish **generalization** in language.

Passive Transformation

- One rule captures the relatedness between the **active** and **passive** forms of sentence.



- Transformational rules establish **generalization** in language.

Passive Transformation

- One rule captures the relatedness between the **active** and **passive** forms of sentence.
- **Definition:** In a context, NP V NP X:
 - transpose two NP,
 - add the relevant form of the verb *be*,
 - change the verb to its past participle.

- Transformational rules establish **generalization** in language.

Passive Transformation

- One rule captures the relatedness between the **active** and **passive** forms of sentence.
- **Definition:** In a context, NP V NP X:
 - transpose two NP,
 - add the relevant form of the verb *be*,
 - change the verb to its past participle.

Passive Transformation				
SD:	NP	V	NP	X
	1	2	3	4
SC:	3	<i>be+2(pp)</i>	4	<i>by + 1</i>

- SD - structural description
- SC - structural change

Example

[S[NP *this man*[AUX][VP[V *love*][NP *Mary*]]]

Example

[S[NP *this man*][AUX][VP[V *love*][NP *Mary*]]

SD:	<i>this man</i>	<i>love</i>	<i>Mary</i>	X	
	1	2	3	4	⇒
SC:	3	<i>be+2(pp)</i>	4	<i>by + 1</i>	
	<i>Mary</i>	<i>is loved</i>	ϵ	<i>by this man</i>	

Example

[S[NP *this man*[_AUX]][VP[V *love*][NP *Mary*]]

SD:	<i>this man</i>	<i>love</i>	<i>Mary</i>	X	
	1	2	3	4	⇒
SC:	3	<i>be+2(pp)</i>	4	<i>by + 1</i>	
	<i>Mary</i>	<i>is loved</i>	ϵ	<i>by this man</i>	

The **result** of the passive transformation is **the sentence in passive form with the same meaning as the sentence in active form.**

Example

Some problems could be in sentences containing **idioms**. For example:

- 1 *John took advantage of the situation.*
- 2 *Advantage was taken of the situation by John.*
- 3 *The situation was taken advantage of by John.*



Contraction in English

Eg. using verb *want* in everyday speech:

- *I wanna buy the beer for the party.*
- **want** and **to** become one word phonetically
- (also others – *going to* → *gonna*, *used to* → *useda*)



Contraction in English

Eg. using verb *want* in everyday speech:

- *I wanna buy the beer for the party.*
- **want** and **to** become one word phonetically
- (also others – *going to* → *gonna*, *used to* → *useda*)

But there is no possibility to contract *want* and *to* in this case:

- *I want Bill to buy a beer for the party.*

⇒ Q: Can we contract *want* and *to* if they are contiguous?



Contraction in English

Eg. using verb *want* in everyday speech:

- *I wanna buy the beer for the party.*
- **want** and **to** become one word phonetically
- (also others – *going to* → *gonna*, *used to* → *useda*)

But there is no possibility to contract *want* and *to* in this case:

- *I want Bill to buy a beer for the party.*

⇒ Q: Can we contract *want* and *to* if they are contiguous?

Answer: **No.**



Example

- Who do you **want to** buy the beer for the party?
we can not contract to
- 😞 Who do you **wanna** buy the beer for the party?



Example

- Who do you **want to** buy the beer for the party?
we can not contract to
- 😞 Who do you **wanna** buy the beer for the party?

→ Why we can not do this? It is explained by deep study of the sentence structure.



wh-questions

- One type of generalization that can be captured by transformations involves questions.
- Questions involving **who** and **what** are called **wh**-questions.

Example

TYPE I

1a *John drove his car.*

2a *John thinks Mary drove his car.*

3a *John thinks Mary wants Bill to drive his car.*

Example

TYPE I

- 1a *John drove his car.*
- 2a *John thinks Mary drove his car.*
- 3a *John thinks Mary wants Bill to drive his car.*

TYPE II

- 1b *What did John drive?*
- 1c *Who drove his car?*
- 2b *Who does John think drove his car?*
- 2c *What does John think Mary drove?*
- 3b *Who does John think Mary wants to drive his car?*
- 3c *What does John think Mary wants Bill to drive?*



wh-movement

- Q: How could we generate sentences in these two classes? (TYPE I. and TYPE II. in previous example)



wh-movement

- Q: How could we generate sentences in these two classes? (TYPE I. and TYPE II. in previous example)
- A: Transformational rule **wh-movement**. This transformation takes the phrase structure with wh-word and moves that word to a designated spot in the sentence.

wh-movement

- Q: How could we generate sentences in these two classes? (TYPE I. and TYPE II. in previous example)
- A: Transformational rule **wh-movement**. This transformation takes the phrase structure with wh-word and moves that word to a designated spot in the sentence.

wh-movement

SD:	X	wh	Y	
	1	2	3	⇒
SC:	2	do+1	e	3

- e - empty category (trace) marking an interesting concept

Example

Applying this rule to sentence 1b:

SD:	<i>John drive</i>	<i>what</i>	ϵ	
	1	2	3	\Rightarrow
SC:	2	<i>does+1</i>	e	3

Example

Applying this rule to sentence 1b:

SD:	<i>John drive</i>	<i>what</i>	ϵ	
	1	2	3	\Rightarrow
SC:	2	<i>does+1</i>	e	3

Result: What_{*i*} does John drive e_{*i*}?

- Index *i* means that wh-word and trace refer to the same thing.

Example

Applying this rule to sentence 1b:

SD:	<i>John drive</i>	<i>what</i>	ϵ	
	1	2	3	\Rightarrow
SC:	2	<i>does+1</i>	e	3

Result: What_{*i*} does John drive e_{*i*}?

- Index *i* means that wh-word and trace refer to the same thing.

By comparing two sentences 1a and 1b we get following semantic representation:

- 1 DRIVE(John, John's car)
- 2 ?(For which x) DRIVE (John, x)

Example

- wh-questions explain previous example with contraction of *want* and *to*.
- In fact, *want* and *to* are not contiguous, because there is a **NP-trace** between them.

- *You want **who** to buy the beer for the party?*

and after applying the wh-movement we get:

- *Who_i do you want **e_i** to buy the beer for the party?*

Example

- *John is believed to be wanted by police, by everyone in this room.*

→ Apply reverse passive transformation to get the sentence in active form:

Example

- *John is believed to be wanted by police, by everyone in this room.*

→ Apply reverse passive transformation to get the sentence in active form:

- *Everyone in this room believes John to be wanted by police.*

→ The sentence still contains a passive form → apply passive transformation:

Example

- *John is believed to be wanted by police, by everyone in this room.*

→ Apply reverse passive transformation to get the sentence in active form:

- *Everyone in this room believes John to be wanted by police.*

→ The sentence still contains a passive form → apply passive transformation:

- *Everyone in this room believes the police to want John.*

Example

- *John is believed to be wanted by police, by everyone in this room.*

→ Apply reverse passive transformation to get the sentence in active form:

- *Everyone in this room believes John to be wanted by police.*

→ The sentence still contains a passive form → apply passive transformation:

- *Everyone in this room believes the police to want John.*

- Original deep structure:

- $[s[{}_{NP} \textit{everyone} \dots] [{}_{VP} \textit{believe} [s[{}_{NP} \textit{the police}] \textit{want John}]]]$

Example

- *John is believed to be wanted by police, by everyone in this room.*

→ Apply reverse passive transformation to get the sentence in active form:

- *Everyone in this room believes John to be wanted by police.*

→ The sentence still contains a passive form → apply passive transformation:

- *Everyone in this room believes the police to want John.*
- Original deep structure:
 - $[s_{[NP\ everyone\ .\ .\ .]}[VP\ believe[s_{[NP\ the\ police]}want\ John]]]$

In the original sentence were two passives. **How do we know where to apply the rule first?**



How do we know where to apply the rule first?

- 1 Apply the rule to the lowest (most deeply embedded) sentence.
- 2 Work our way up to the top cycle.

- wh-movement also applies cyclically.



James Allen:

Natural Language Understanding,

The Benjamin/Cummings Publishing Company. Inc., 2005



Robert N. Moll, Michael A. Arbib, A. J. Kfoury:

An Introduction to Formal Language Theory,

Springer-Verlag, 1988

Thank you for your attention!

End